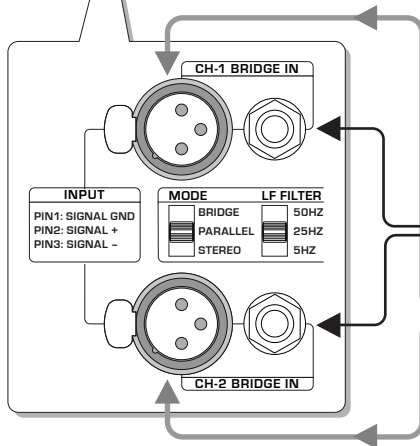



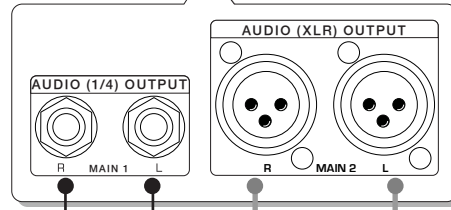
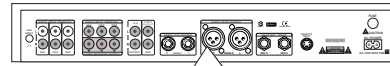


### CONNECTING THE POWER AMPLIFIER (MA-1200 G2, MA-1330 & MA-2000) TO MIXER

REAR VIEW



MIXER REAR VIEW



AUDIO (1/4) OUTPUT

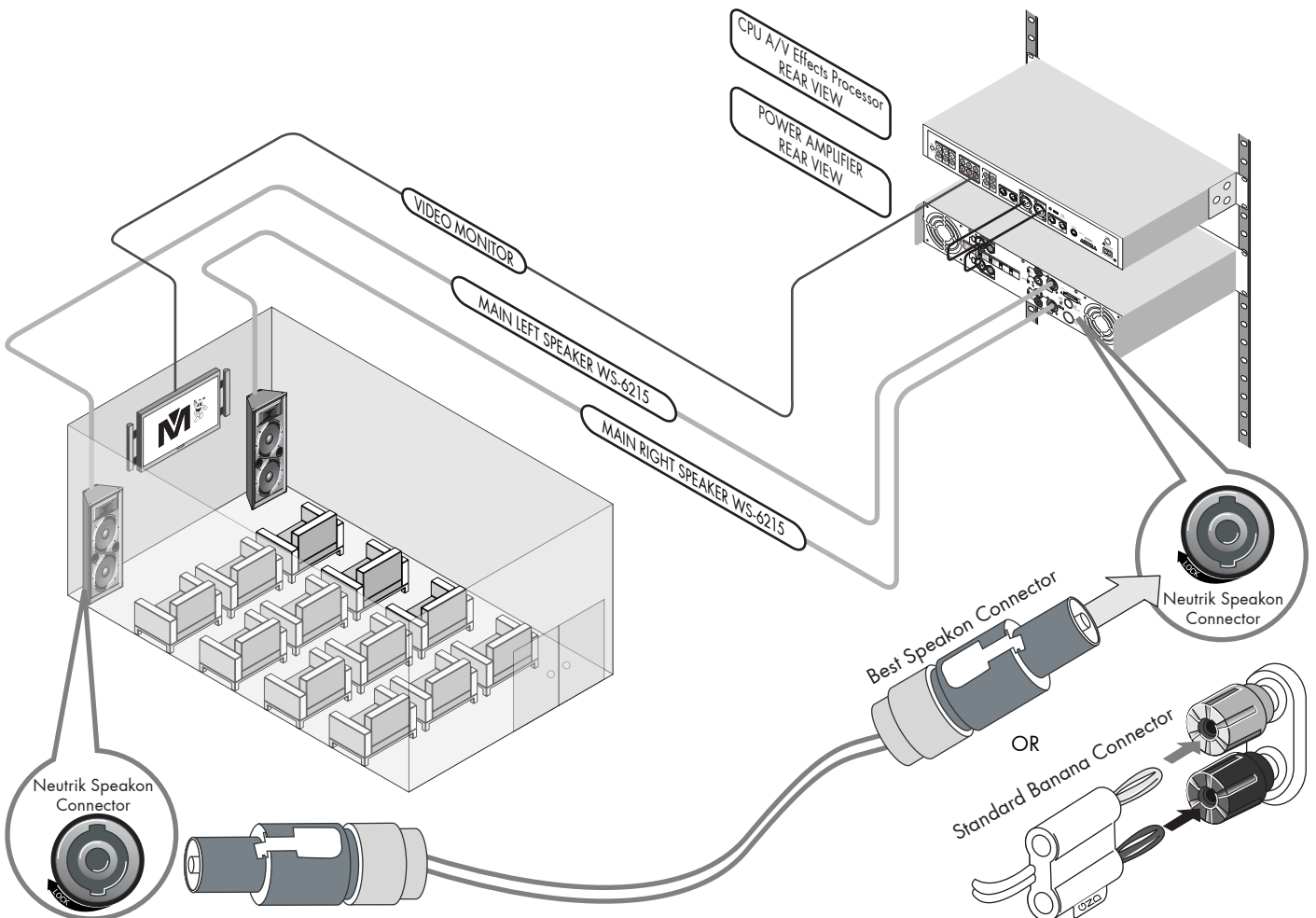
OR

AUDIO (XLR) BALANCE OUTPUT

The Audio 1/4 unbalanced cable is a standard audio signal connection. The XLR balanced cable is a higher signal quality connection which we strongly recommend for best audio performance. However, both types of connection **CAN NOT** be connected at the same time.

The audio signal from the pre-amp/mixer output to the power amp, therefore, all effect signals are controlled by the pre-amp/mixer only. The power amplifier only amplifies the designed signal power level.

### CONNECTING THE POWER AMPLIFIER (MA-1200 G2, MA-1330 & MA-2000) TO SPEAKER

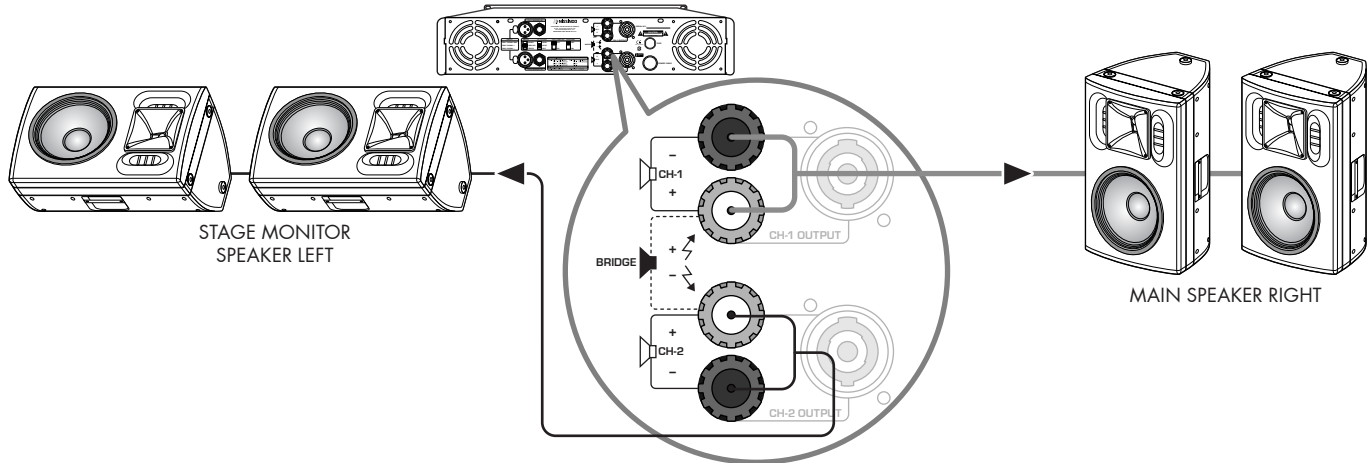




## CENTER VOCAL MONITOR CONNECTION WITH 5-D PRO AUDIO

Signals are sent to powered amplifier from either the mixer or processor. The powered amplifier would drive the two center monitor vocal speakers. When you sing, no music signals

come from the center vocal monitor speakers. The music signals goes to the main speakers (Group A and Group B) directly.



## POWER AMPLIFIERS OPERATING FOR DIFFERENT FORMATS

Nissindo has three different models of power amplifiers: MA-1200 G2, MA-1330 and MA-2000.

MA-1200 G2 has 1,000 watts @ 8 ohms, which is good for high frequency. MA-1330 has 2,000 watts @ 8 ohms, which is good for mid frequency. MA-2000 has 3,200 watts @ 8 ohms, which is good for low frequency.

These three models produce high output power. For instance,

